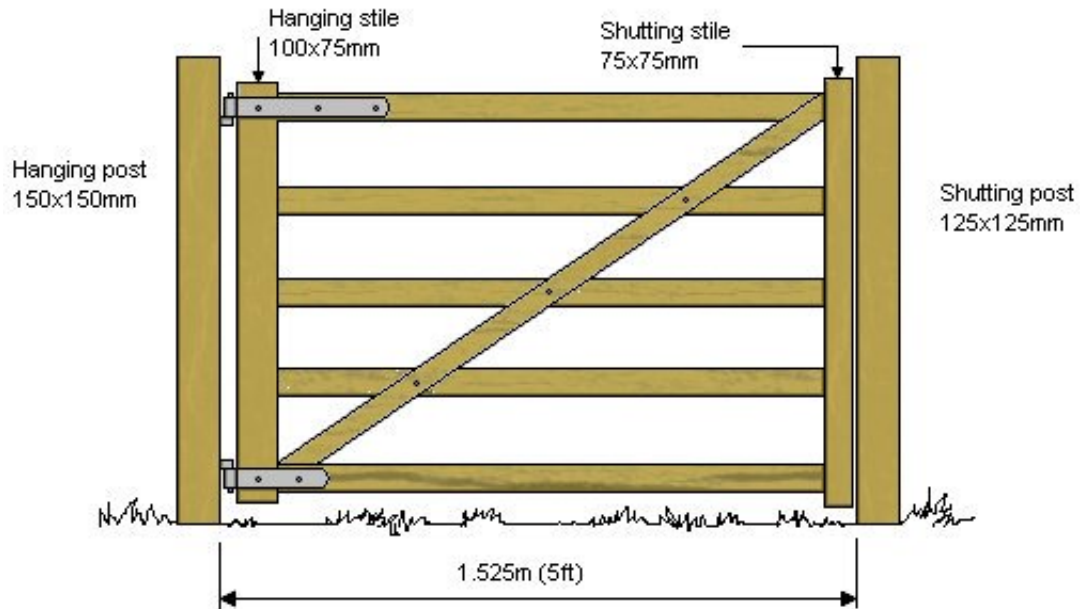


# Bridlegates



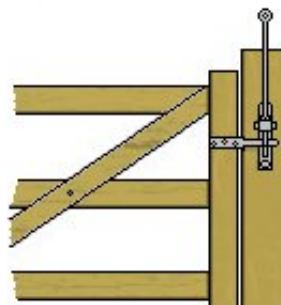
## Standard Wood Bridlegate



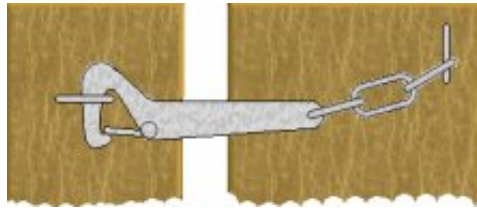
**All** bridleway gates should be at least 1.525m (5ft) wide. Ideally they should be openable on horseback. Where possible the bridlegate should have at least 1m clearance from adjacent hedging or fence.

Latches recommended for closing bridlegates:

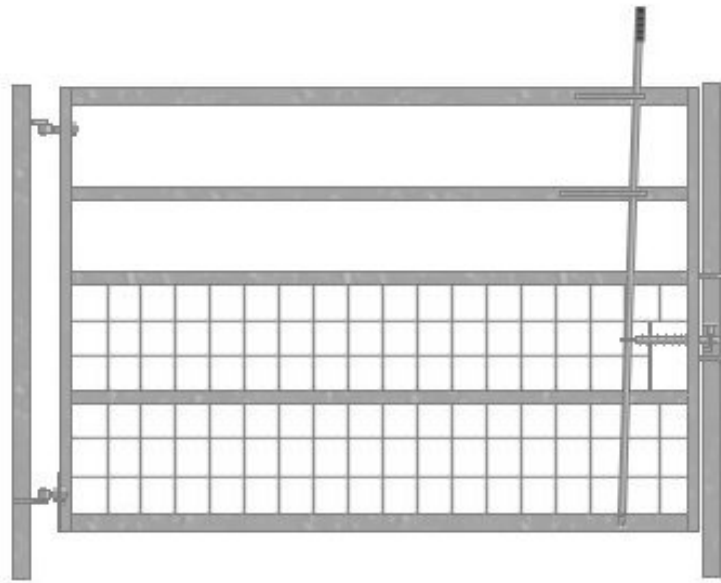
- The standard latch has a extended handle for ease of opening on horseback and will re-fasten when the gate is closed.
- These can be fitted to any wooden gate and come fitted as standard to most metal bridlegates.



An alternative 'hook and eye' style gate fasteners are also easily opened and closed from horseback.



### Typical Metal Bridlegate



Minimum width 1.525m (5ft)

Where bridlegates are situated near field corners it is recommended that there is at least 1m clearance from the adjacent hedge/fencline.

